


# Three Button Switch Configuration


Name: \_\_\_\_\_


Physical Switch Location: \_\_\_\_\_

Cabled to the System: \_\_\_\_\_

Software Configuration Position: \_\_\_\_\_

	<p>Wire 1</p> <p>Control Areas:</p> <p>_____</p> <p>Button Control Type:</p> <p>_____</p>
---	---

	<p>Wire 2</p> <p>Control Areas:</p> <p>_____</p> <p>Button Control Type:</p> <p>_____</p>
--	---

	<p>Wire 3</p> <p>Control Areas:</p> <p>_____</p> <p>Button Control Type:</p> <p>_____</p>
---	---

### Button Control Type Choices

- Dimmer
- On
- Off
- Toggle
- Soft On
- Soft Off
- Soft Toggle
- Scene
- Scene Toggle
- Scene Delay

for programming support email or call:

**PMMI Lighting, LLC**

109 County Road 375A • Sweeny, Texas 77480

512-829.5241 • [www.pmmi-lighting.com](http://www.pmmi-lighting.com) • [pmmi@pmmi-lighting.com](mailto:pmmi@pmmi-lighting.com)